

SE Directory 2020/21

SE Figure



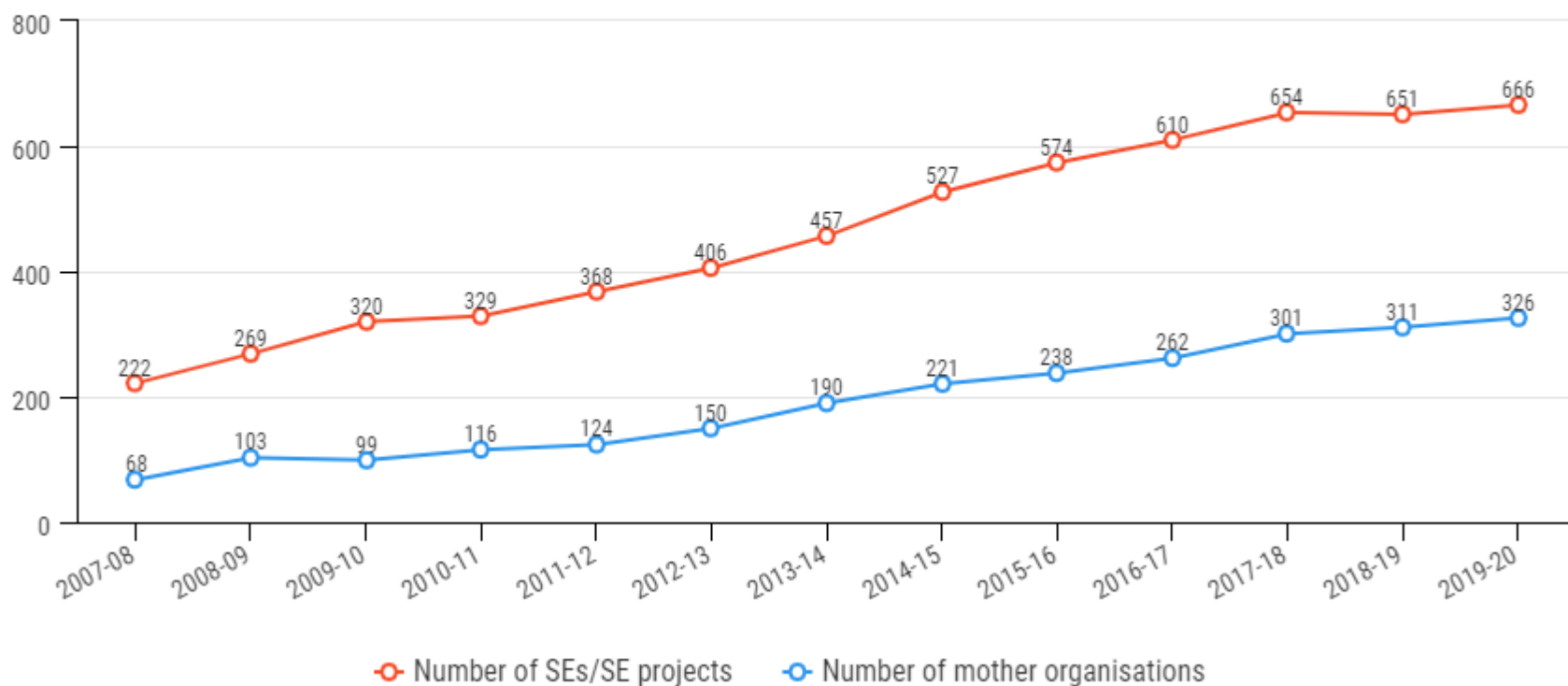
香港社會服務聯會
The Hong Kong Council of Social Service



Social Enterprise
Business Centre
社會企業商務中心

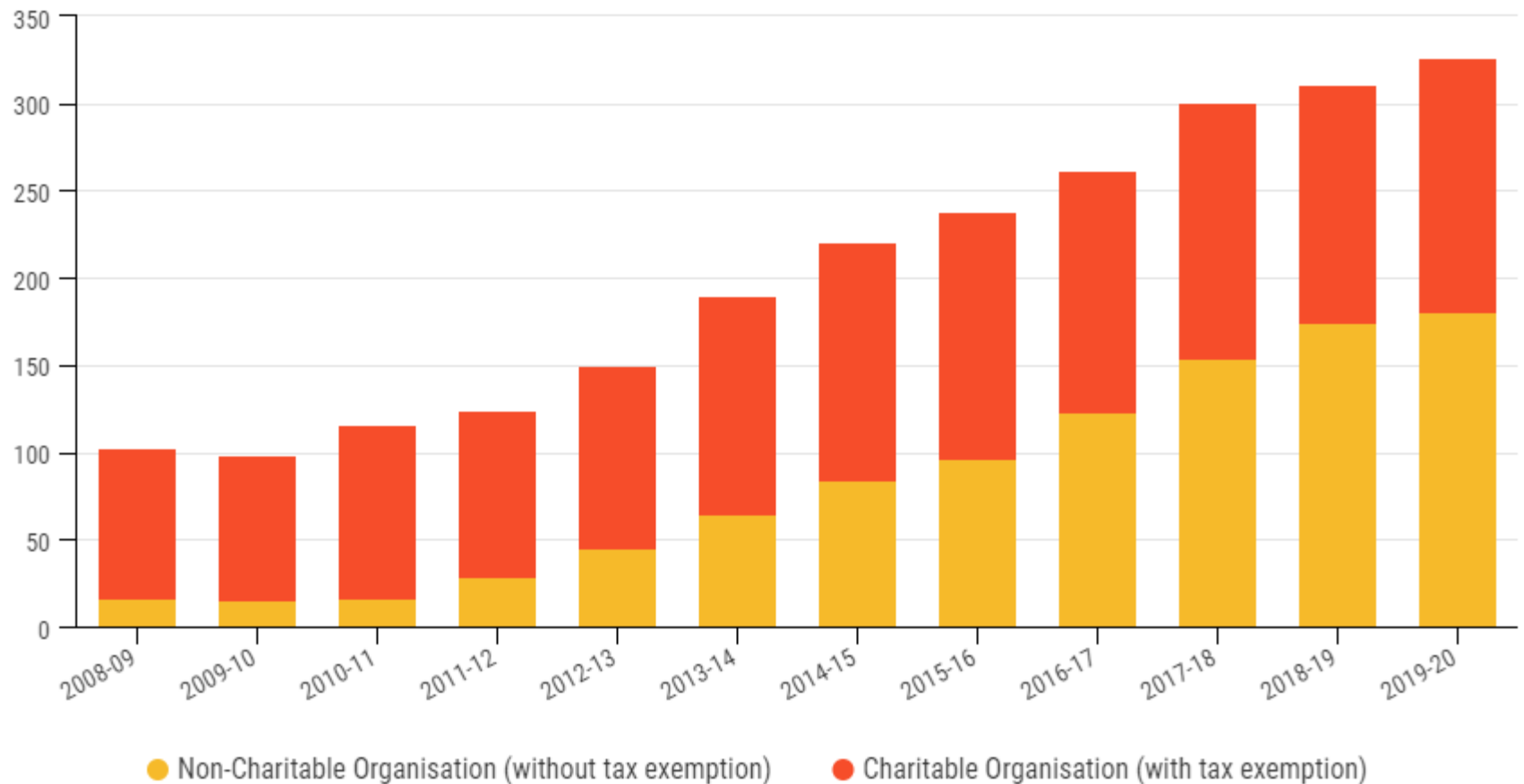
Innovate · Invest · Incubate
創新 · 投資 · 孕育

Number of SEs/SE projects over the years



Year	2008-09	2009-10	2010-11	2011-12	2012-13	2013-14	2014-15	2015-16	2016-17	2017-18	2018-19	2019-20
No. of SEs/ SE projects	269	320	329	368	406	457	527	574	610	654	651	666
Growth (No. and percentage)	47 (+21.2%)	51 (+18.6)	9 (+2.8%)	39 (+11.9%)	38 (+10.3%)	51 (+12.6%)	70 (+15.3%)	47 (+8.9%)	36 (+6.3%)	44 (+7.2%)	-3 (-0.46%)	15 (+2.0%)
No. of organisations operating SEs/SE projects	103	99	116	124	150	190	221	238	262	301	311	326
Organisations with tax exemption operating SEs/SE projects (No. and percentage)	87 (84.5%)	84 (84.8%)	100 (86.2%)	95 (76.6%)	105 (70.0%)	125 (65.8%)	137 (62.0%)	142 (59.7%)	139 (53.1%)	147 (48.8%)	137 (44.1%)	145 (44.0%)
Organisations without tax exemption operating SEs/SE projects (No. and percentage)	16 (15.5%)	15 (15.2%)	16 (13.8%)	29 (23.4%)	45 (30.0%)	65 (34.2%)	84 (38.0%)	96 (40.3%)	123 (46.9%)	154 (51.2%)	174 (55.9%)	181 (55.0%)

Charitable Status and Tax Exemption of SEs' Mother Organisations



Industrial Distribution of SE Units (Some SE units may belong to more than one industry)



Food &
Beverage

15.5%



Lifestyle

14.9%



Care Service

3.9%



Eco Living

15.2%



Education &
Training

13.3%



Home

3.1%



Health Care
& Fitness

15.2%



Art & Culture

8.6%



Transportation

1.7%



Corporate
Service &
Business Support

7.5%

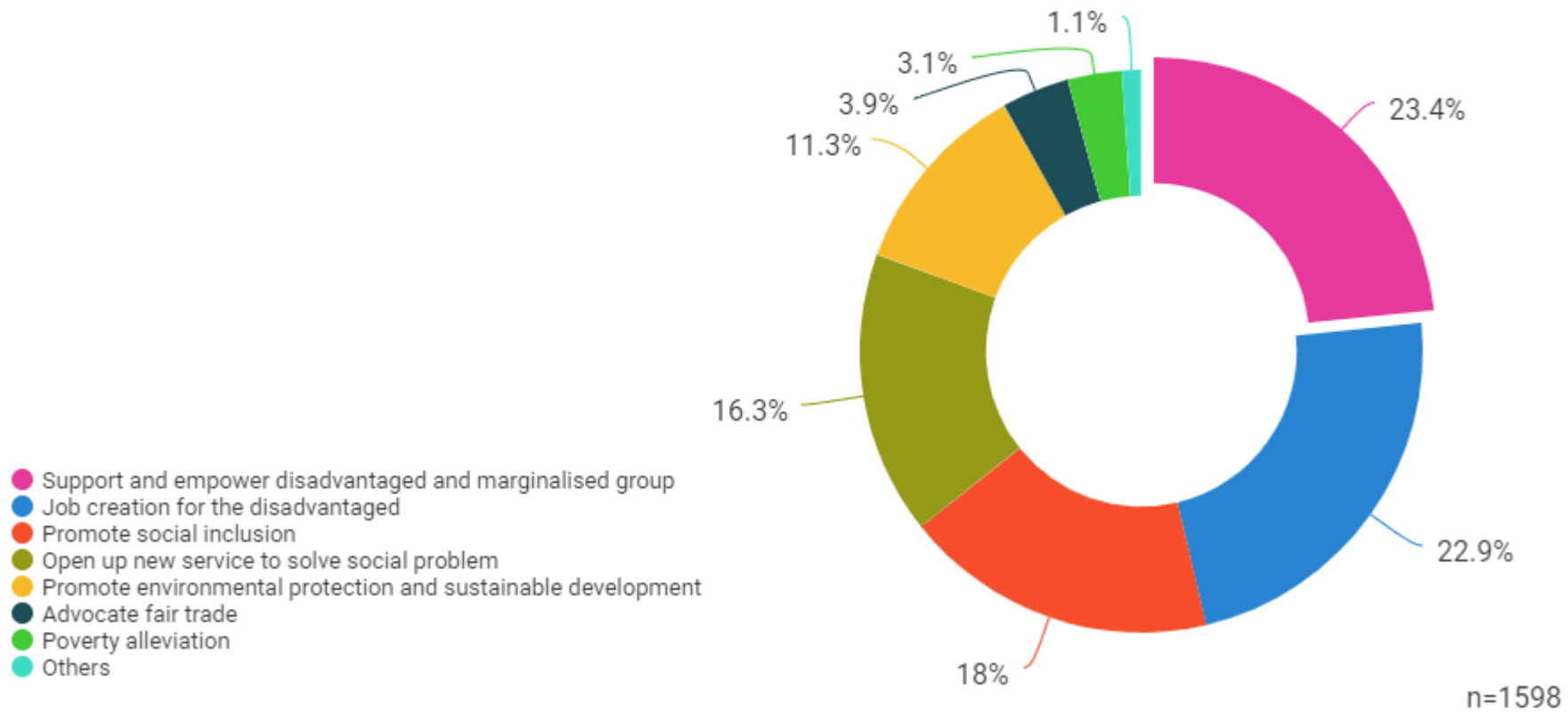


Personal Care

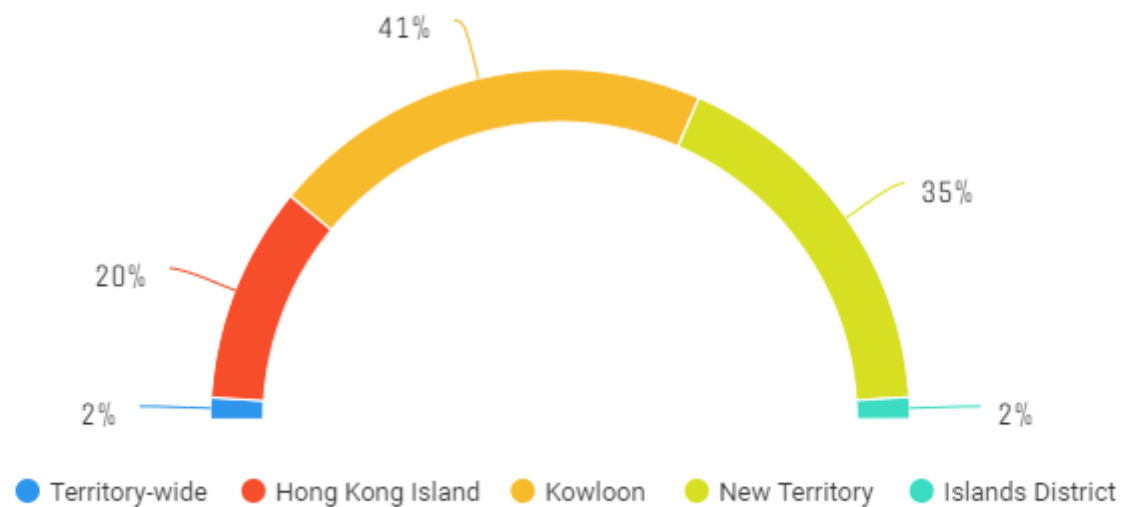
1.1%

n=1192

Social Mission (Some SE units may have more than one social mission)



Local Distribution of SE Units



n=666

SE Business Trends - 48 Newly Listed SE Units

Industrial Distribution (Some SE units may belong to more than one industry)



Eco Living

29%



Lifestyle

13%



Care Service

1%



Art & Culture

15%



Food &
Beverage

10%



Home

1%



Health Care
& Fitness

10%



Personal Care

0%



Education &
Training

14%



Corporate
Service &
Business
Support

7%



Transportation

0%

SE Business Trends - 33 Closed SE Units

Industrial Distribution (Some SE units may belong to more than one industry)



Food &
Beverage

23%



Education &
Training

12%



Corporate
Service &
Business
Support

6%



Lifestyle

17%



Health Care
& Fitness

8%



Home

6%



Eco Living

15%



Art & Culture

6%



Personal
Care

2%



Care Service

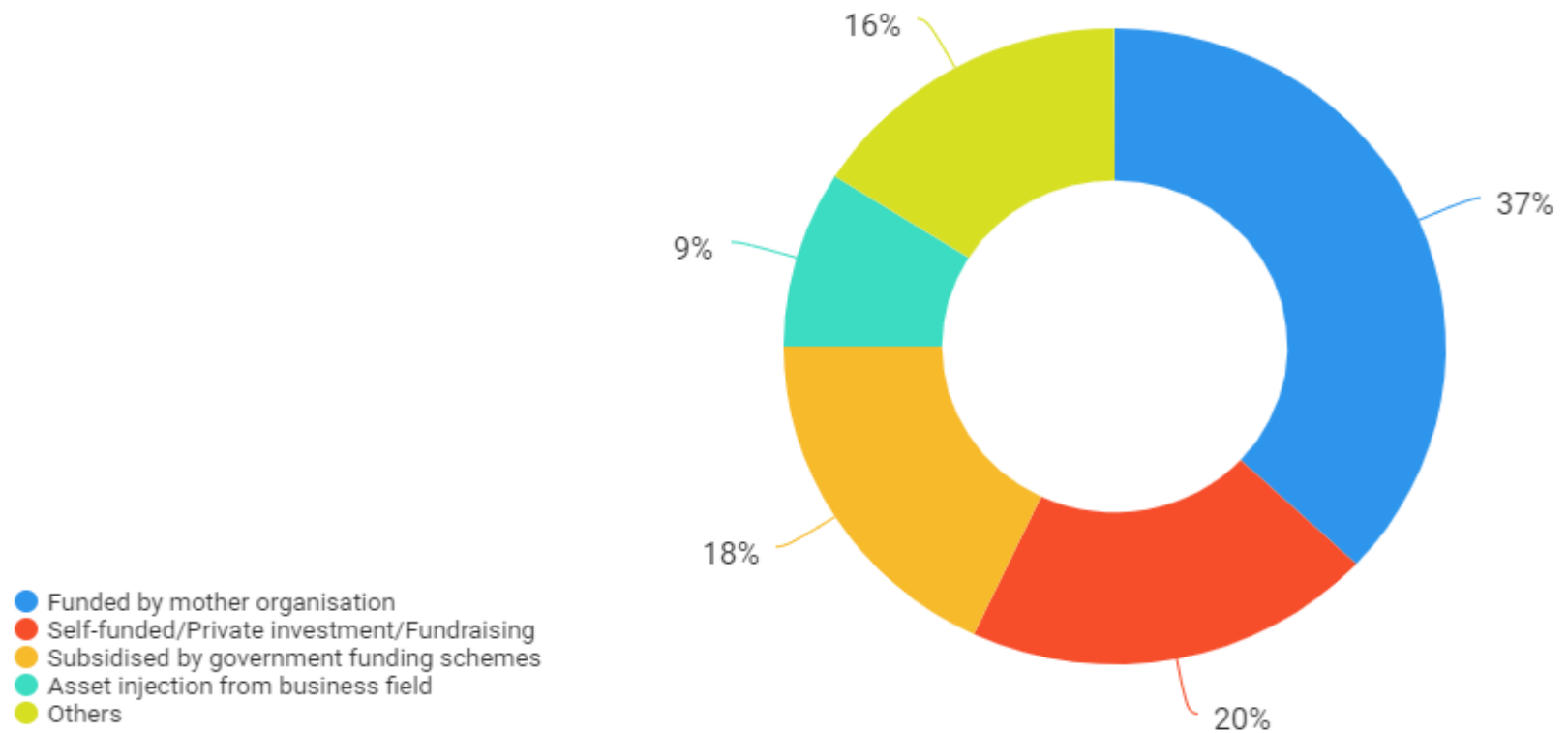
6%



Transportation

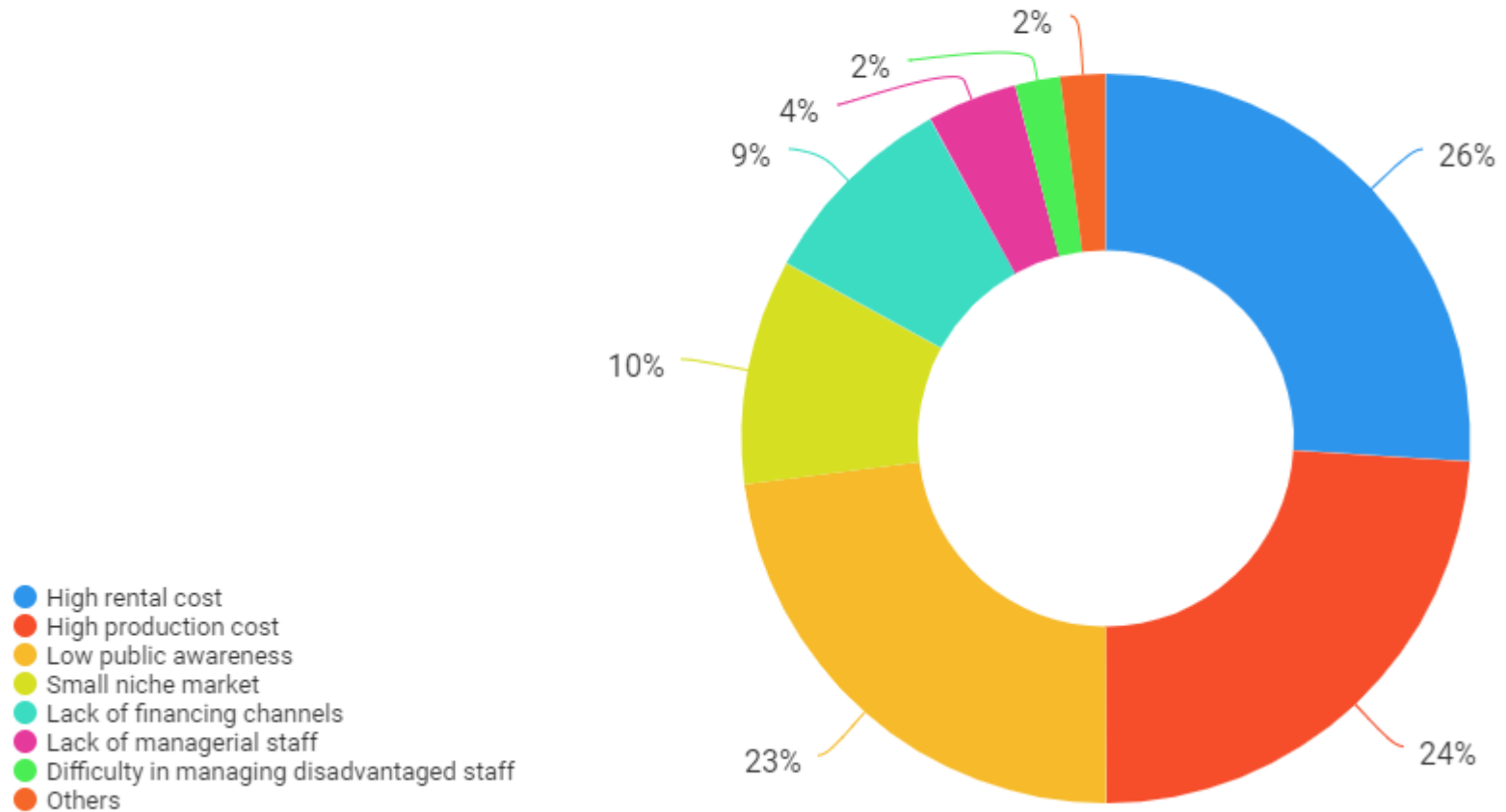
0%

Funding Source of Newly Listed SE Units (Some SE units may have more than one funding source)



n=55

Common Operational Obstacles of Newly Listed SE Units



n=124

The Most Helpful Measures for Newly Listed SE Units

